

DANCOVER[®]

.com

Manuell
til
Polytunnel Drivhus
2x3x2m

DANCOVER[®]



Kjære kunde,

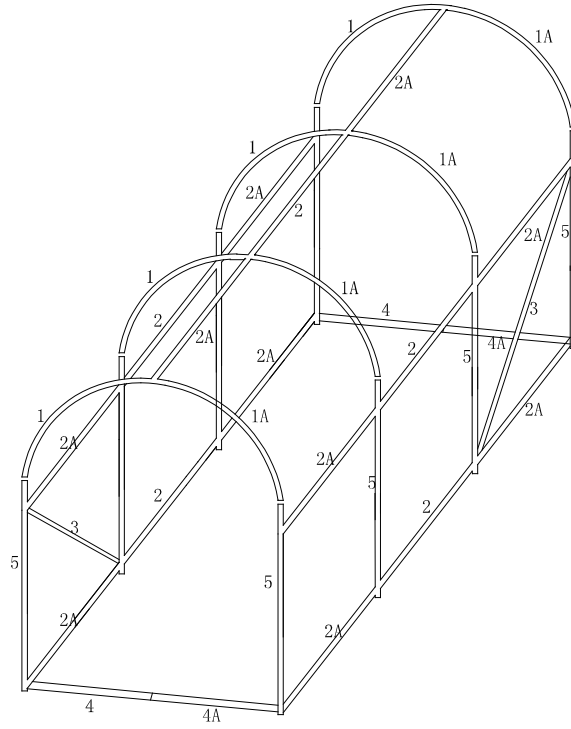
Takk for at du valgte et av våre drivhus – vi håper du vil nyte dette produktet til det fulle. Forhåpentligvis vil den illustrerte monteringshåndboken hjelpe deg gjennom monteringsprosessen.













For ytterligere råd og instruksjoner på norsk, se vår sikkerhetsmanual. Du kan også kontakte våre Xperts hvis du har spørsmål.

Med vennlig hilsen

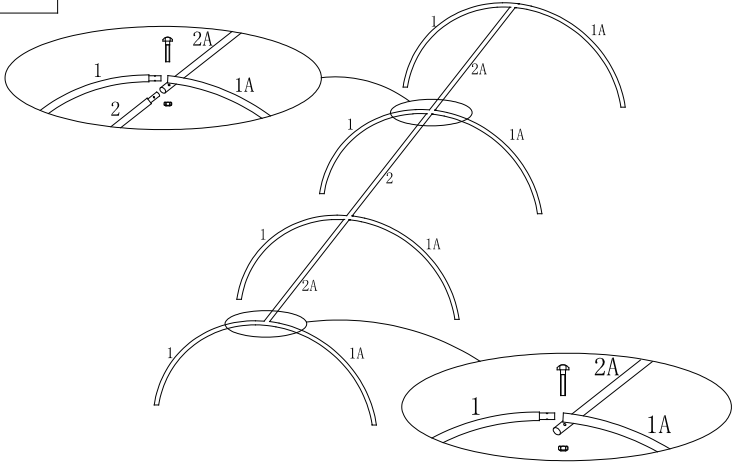
Dancover

3x2x2

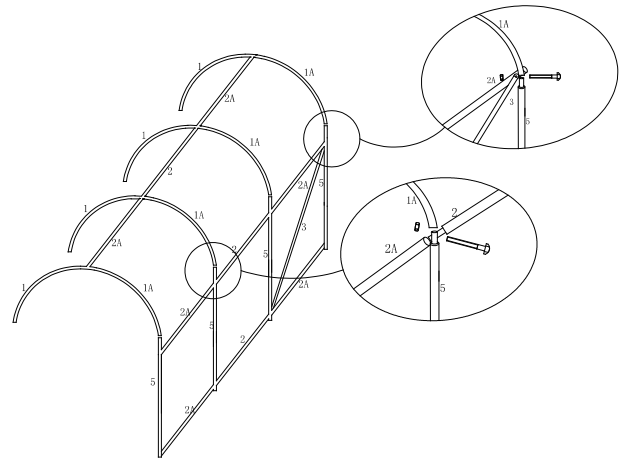


1#		4
1A#		4
2#		5
2A#		10
3#		2
4#		2
4A#		2
5#		8
6	 M6*55	16
7	 M6*55	4
8	 M6	2
9		1

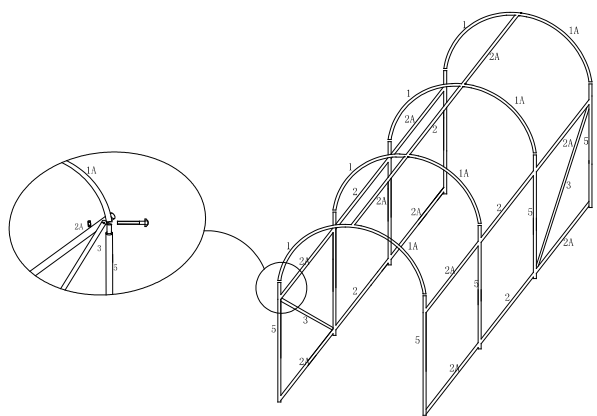
1



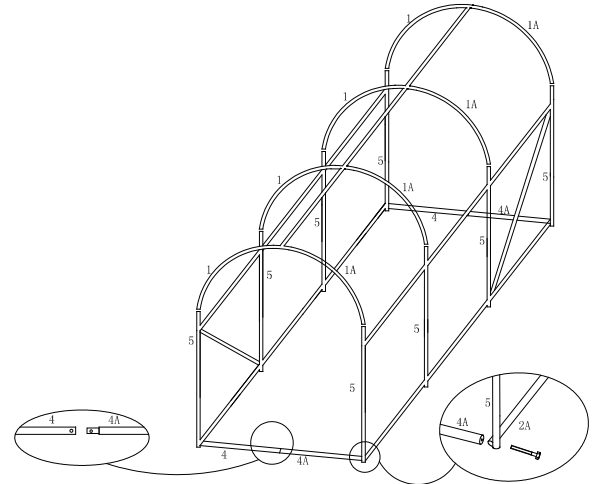
2



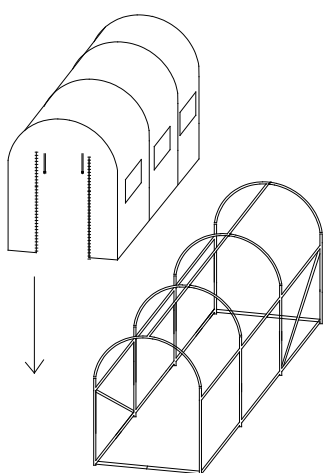
3



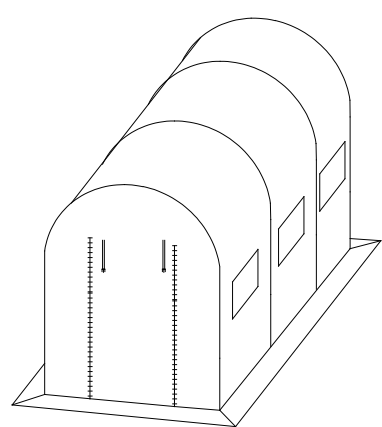
4



5



6



Contact information

Head office:

Dancover A/S
Nordre Strandvej 119 G
3150 Hellebæk
Denmark

For more information
please visit:
www.dancovershop.com

National contact

Denmark:

denmark@dancover.com

UK:

uk@dancover.com

Germany:

germany@dancover.com

France:

france@dancover.com

Sweden:

sverige@dancover.com

Finland:

suomi@dancover.com

Poland:

polska@dancover.com

Luxembourg:

luxembourg@dancover.com

Spain:

espana@dancover.com

Italy:

italia@dancover.com

Switzerland:

schweiz@dancover.com

Austria:

austria@dancover.com

Norway:

norge@dancover.com

Nederland:

nederland@dancover.com

Ireland:

ireland@dancover.com

Belgium:

belgique@dancover.com