

**FLEX**TENTS<sup>®</sup>

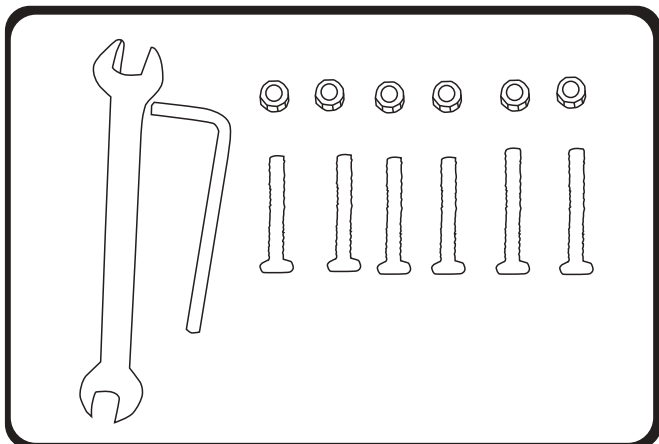


Manual  
for  
Assembly of  
FlexTents PRO 4x6m  
FlexTents Xtreme 50 4x6m

# Installation Instruction

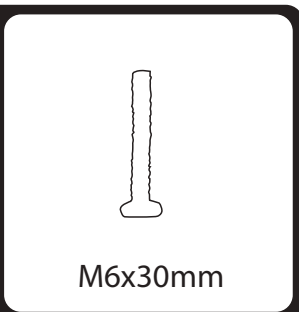
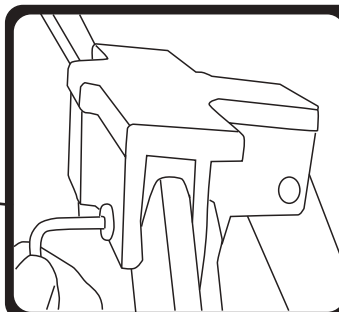
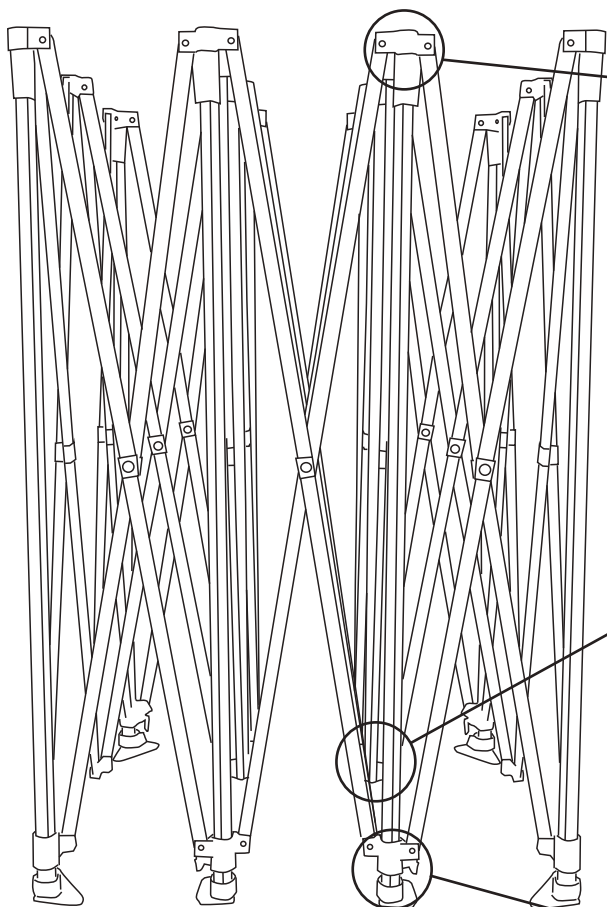
## FleXtents PRO 4x6m Aluminium Frame 40mm

## FleXtents Xtreme 50 4x6m Aluminium Frame 50mm

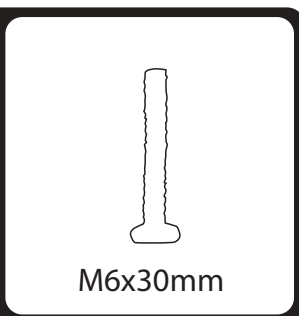
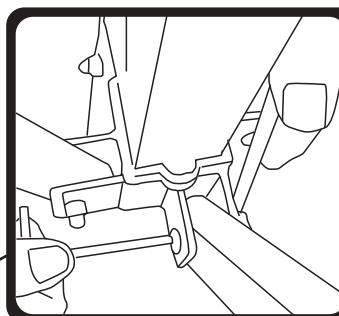


Tool bag included:

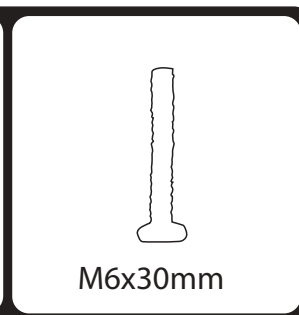
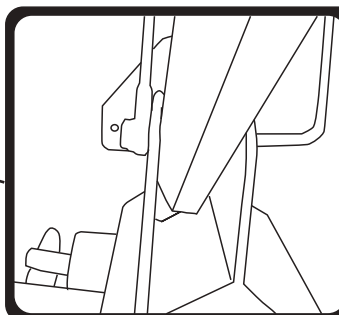
- 1pc wrench
- 1pc inner hexagon spanner
- 6pcs M6x30mm bolt
- 6pcs nut



2pcs M6x30mm bolt used for Top fitting for middle leg



2pcs M6x30mm bolt for Lower roofpole 4-way fitting



2pcs M6x30mm bolt used for fitting for middle leg

## Contact information

Austria



Belgium



Croatia



Denmark



Estonia



Finland



France



Germany



Ireland



Italy



Latvia



Lithuania



Nederland



Norway



Poland



Portugal



Spain



Sweden



Switzerland



UK

